

CATBALOGAN WATER DISTRICT
CASH FLOW STATEMENT
For the Period ended: January 31, 2014

	January
Cash Flows from Operating Activities	
Cash Inflows:	
Collection of Water Bills	4,571,831.87
Collection of Other Water Revenues	191,529.67
Refund of Cash Advances/Disallow./Expenses and other receipts	1,767.57
Total Cash Inflows	4,765,129.11
Cash Outflows:	
Payment of Operating Expenses	
Payroll	857,876.66
Fuel/Power for Pumping	353,515.45
Chemicals	-
Other Operating and Maint. Expenses	1,222,153.64
Payment of other Payables	158,562.91
Purchase of Construction Materials, Office and Maintenance Supplies	31,774.00
Purchase of Service Connection Materials	19,500.00
Other Prepayments and Deposits	-
Total Cash Outflows	2,643,382.66
Total Cash Provided (used) by Operating Activities	2,121,746.45
Cash Flows from Investing Activities	
Cash Inflows:	
Proceeds from Short-Term Investment	
Proceeds from Sale of:	
Office Equipment, Furniture and Fixture	
Transportation Equipment	
Other Property, Plant and Equipment	
Total Cash Inflows	
Cash Outflows:	
Design and Construction of CWD Water Supply Project	-
Payment for the Preliminary & Investigation Project	-
Construction of extension pipeline at Camp Lukban Brgy. Maulong	-
Construction of Masacpasac Special Project	-
Purchase/Construction of:	-
Land	-
Plant (UPIS)	1,940.00
Building and other Structures	-
Equipment, Furniture and Fixtures	270.00
Transportation Equipment	-
Other Property, Plant and Equipment	-
Total Cash Outflows	2,210.00
Total Cash Provided (Used) by Investing Activities	(2,210.00)
Cash Flows from Financing Activities	
Cash Inflows:	
Proceeds from Bank Interests	3,003.64
Cash Outflows:	
Payment of amortization of loan	376,221.35

Total Cash Provided (used) by Financing Activities
Cash Provided by Operating, Investing and Financing Activities
Add: Cash and Cash Equivalents-Beginning
 Less: Amount transferred to Sinking Fund
Cash and Cash Equivalents, Ending

(373,217.71)
1,746,318.74
11,906,936.96
13,653,255.70

Catbalogan Water District
Cash Flow Statement
For the Period ended: January 31, 2014

Breakdown of Cash and Cash Equivalents:

Cash Collecting Officer


Payroll Fund

Cash in Bank - Local Currency


DBP - SA No.508878-730-3	361,866.95
DBP - TD No. 000209-01-08	564,412.92
DBP - Payroll Account 0730-031564-530	732,316.47
LBP - CA No. 0602-1032-85	1,057,396.91
LBP - 0602-1097-39 (Joint Account with LWUA)	797,461.96
PNB - Combo Acct.0487061100011	7,865,820.37
PNB - TD 870-61142300001	<u>1,790,964.53</u>

Working Fund
T O T A L

Prepared by:


JESSAMINE Q. COSTO
Senior Corporate Accountant

Noted by:


ENGR. RALPH S. U
General Manager

Year-to-Date
4,571,831.87
191,529.67
1,767.57
4,765,129.11
857,876.66
353,515.45
-
1,222,153.64
158,562.91
31,774.00
19,500.00
-
2,643,382.66
2,121,746.45
-
-
-
-
-
-
-
-
-
-
-
-
-
-
-
-
-
-
1,940.00
-
270.00
-
-
2,210.00
(2,210.00)
3,003.64
376,221.35

(373,217.71)
1,746,318.74
11,906,936.96
-
13,653,255.70

-

81,708.09

381,307.50

13,170,240.11

20,000.00

13,653,255.70

-
JY

CATBALOGAN WATER DISTRICT
CASH FLOW STATEMENT
For the Period ended: February 28, 2014

	February
Cash Flows from Operating Activities	
Cash Inflows:	
Collection of Water Bills	4,116,466.26
Collection of Other Water Revenues	159,675.05
Refund of Cash Advances/Disallow./Expenses and other receipts	47,731.72
Total Cash Inflows	4,323,873.03
Cash Outflows:	
Payment of Operating Expenses	
Payroll	852,434.40
Fuel/Power for Pumping	195,060.21
Chemicals	-
Other Operating and Maint. Expenses	1,313,844.34
Payment of other Payables	198,795.00
Purchase of Construction Materials, Office and Maintenance Supplies	63,394.05
Purchase of Service Connection Materials	-
Other Prepayments and Deposits	
Total Cash Outflows	2,623,528.00
Total Cash Provided (used) by Operating Activities	1,700,345.03
Cash Flows from Investing Activities	
Cash Inflows:	
Proceeds from Short-Term Investment	
Proceeds from Sale of:	
Office Equipment, Furniture and Fixture	
Transportation Equipment	
Other Property, Plant and Equipment	
Total Cash Inflows	
Cash Outflows:	
Design and Construction of CWD Water Supply Project	
Payment for the Preliminary & Investigation Project	
Construction of extension pipeline at Camp Lukban Brgy. Maulong	
Construction of Masacpasac Special Project	
Purchase/Construction of:	
Land	
Plant (UPIS)	
Building and other Structures	
Equipment, Furniture and Fixtures	29,480.00
Transportation Equipment	
Other Property, Plant and Equipment	21,304.10
Total Cash Outflows	50,784.10
Total Cash Provided (Used) by Investing Activities	(50,784.10)
Cash Flows from Financing Activities	
Cash Inflows:	
Proceeds from Bank Interests	301.02
Cash Outflows:	
Payment of amortization of loan	374,966.11

Total Cash Provided (used) by Financing Activities
Cash Provided by Operating, Investing and Financing Activities
Add: Cash and Cash Equivalents-Beginning
 Less: Amount transferred to Sinking Fund
Cash and Cash Equivalents, Ending

(374,665.09)
1,274,895.84
13,653,255.70
-
14,928,151.54

Catbalogan Water District
Cash Flow Statement
For the Period ended: February 28, 2014

Breakdown of Cash and Cash Equivalents:

Cash Collecting Officer


Payroll Fund

Cash in Bank - Local Currency


DBP - SA No.508878-730-3	361,866.95
DBP - TD No. 000209-01-08	564,713.94
DBP - Payroll Account 0730-031564-530	1,502,918.15
LBP - CA No. 0602-1032-85	952,950.14
LBP - 0602-1097-39 (Joint Account with LWUA)	797,461.96
PNB - Combo Acct.0487061100011	8,605,177.61
PNB - TD 870-61142300001	<u>1,790,964.53</u>

Working Fund
T O T A L

Prepared by:


JESSAMINE Q. COSTO
 Senior Corporate Accountant

Noted by:


ENGR. RALPH S. U
 General Manager

Year-to-Date
8,688,298.13
351,204.72
49,499.29
9,089,002.14
1,710,311.06
548,575.66
-
2,535,997.98
357,357.91
95,168.05
19,500.00
-
5,266,910.66
3,822,091.48
-
-
-
-
-
-
-
-
-
-
-
-
-
-
-
-
-
1,940.00
-
29,750.00
-
21,304.10
52,994.10
(52,994.10)
3,304.66
751,187.46

(747,882.80)
3,021,214.58
11,906,936.96
-
14,928,151.54

-

45,878.26

286,220.00

14,576,053.28

20,000.00

14,928,151.54

-
JY

CATBALOGAN WATER DISTRICT
CASH FLOW STATEMENT
For the Period ended: March 31, 2014

	March
Cash Flows from Operating Activities	
Cash Inflows:	
Collection of Water Bills	4,033,477.78
Collection of Other Water Revenues	220,135.42
Refund of Cash Advances/Disallow./Expenses and other receipts	10,700.13
Total Cash Inflows	4,264,313.33
Cash Outflows:	
Payment of Operating Expenses	
Payroll	859,534.52
Fuel/Power for Pumping	508,663.73
Chemicals	201,600.00
Other Operating and Maint. Expenses	1,591,167.71
Payment of other Payables	-
Purchase of Construction Materials, Office and Maintenance Supplies	16,320.00
Purchase of Service Connection Materials	-
Other Prepayments and Deposits	-
Total Cash Outflows	3,177,285.96
Total Cash Provided (used) by Operating Activities	1,087,027.37
Cash Flows from Investing Activities	
Cash Inflows:	
Proceeds from Short-Term Investment	
Proceeds from Sale of:	
Office Equipment, Furniture and Fixture	
Transportation Equipment	
Other Property, Plant and Equipment	
Total Cash Inflows	
Cash Outflows:	
Design and Construction of CWD Water Supply Project	
Payment for the Preliminary & Investigation Project	
Construction of extension pipeline at Camp Lukban Brgy. Maulong	
Construction of Masacpasac Special Project	
Purchase/Construction of:	
Land	
Plant (UPIS)	
Building and other Structures	
Equipment, Furniture and Fixtures	
Transportation Equipment	
Other Property, Plant and Equipment	3,522.81
Total Cash Outflows	3,522.81
Total Cash Provided (Used) by Investing Activities	(3,522.81)
Cash Flows from Financing Activities	
Cash Inflows:	
Proceeds from Bank Interests	3,394.40
Cash Outflows:	
Payment of amortization of loan	355,246.67

Total Cash Provided (used) by Financing Activities
Cash Provided by Operating, Investing and Financing Activities
Add: Cash and Cash Equivalents-Beginning
 Less: Amount transferred to Sinking Fund
Cash and Cash Equivalents, Ending

(351,852.27)
731,652.29
14,928,151.54
15,659,803.83

Catbalogan Water District
Cash Flow Statement
For the Period ended: March 31, 2014

Breakdown of Cash and Cash Equivalents:

Cash Collecting Officer

Payroll Fund

Cash in Bank - Local Currency


DBP - SA No.508878-730-3	362,047.89
DBP - TD No. 000209-01-08	564,949.24
DBP - Payroll Account 0730-031564-530	939,606.48
LBP - CA No. 0602-1032-85	2,135,864.01
LBP - 0602-1097-39 (Joint Account with LWUA)	797,461.96
PNB - Combo Acct.0487061100011	8,867,179.05
PNB - TD 870-61142300001	1,790,964.53

Working Fund
T O T A L

Prepared by:


JESSAMINE Q. COSTO
 Senior Corporate Accountant

Noted by:


ENGR. RALPH S. U
 General Manager

Year-to-Date
12,721,775.91
571,340.14
60,199.42
13,353,315.47
2,569,845.58
1,057,239.39
201,600.00
4,127,165.69
357,357.91
111,488.05
19,500.00
-
8,444,196.62
4,909,118.85
-
-
-
-
-
-
-
-
-
-
-
-
-
-
-
-
-
-
1,940.00
-
29,750.00
-
24,826.91
56,516.91
(56,516.91)
6,699.06
1,106,434.13

(1,099,735.07)
3,752,866.87
11,906,936.96
-
15,659,803.83

-

97,978.17

83,752.50

15,458,073.16

20,000.00

15,659,803.83

-
JY

CATBALOGAN WATER DISTRICT
CASH FLOW STATEMENT
For the Period ended: April 30, 2014

	April
Cash Flows from Operating Activities	
Cash Inflows:	
Collection of Water Bills	3,827,446.20
Collection of Other Water Revenues	203,997.67
Refund of Cash Advances/Disallow./Expenses and other receipts	16,722.20
Total Cash Inflows	4,048,166.07
Cash Outflows:	
Payment of Operating Expenses	
Payroll	855,458.21
Fuel/Power for Pumping	627,663.61
Chemicals	16,300.00
Other Operating and Maint. Expenses	84,842.04
Payment of other Payables	-
Purchase of Construction Materials, Office and Maintenance Supplies	101,936.25
Purchase of Service Connection Materials	
Other Prepayments and Deposits	
Total Cash Outflows	1,686,200.11
Total Cash Provided (used) by Operating Activities	2,361,965.96
Cash Flows from Investing Activities	
Cash Inflows:	
Proceeds from Short-Term Investment	
Proceeds from Sale of:	
Office Equipment, Furniture and Fixture	
Transportation Equipment	
Other Property, Plant and Equipment	
Total Cash Inflows	
Cash Outflows:	
Design and Construction of CWD Water Supply Project	
Payment for the Preliminary & Investigation Project	
Construction of extension pipeline at Camp Lukban Brgy. Maulong	
Construction of Masacpasac Special Project	
Purchase/Construction of:	
Land	
Plant (UPIS)	-
Building and other Structures	
Equipment, Furniture and Fixtures	113,999.00
Transportation Equipment	
Other Property, Plant and Equipment	52,175.82
Total Cash Outflows	166,174.82
Total Cash Provided (Used) by Investing Activities	(166,174.82)
Cash Flows from Financing Activities	
Cash Inflows:	
Proceeds from Bank Interests	2,971.80
Cash Outflows:	
Payment of amortization of loan	372,455.63

Total Cash Provided (used) by Financing Activities
Cash Provided by Operating, Investing and Financing Activities
Add: Cash and Cash Equivalents-Beginning
 Less: Amount transferred to Sinking Fund
Cash and Cash Equivalents, Ending

(369,483.83)
1,826,307.31
15,659,803.83
(2,386,574.04)
15,099,537.10

Catbalogan Water District
Cash Flow Statement
For the Period ended: April 30, 2014

Breakdown of Cash and Cash Equivalents:

Cash Collecting Officer

Payroll Fund

Cash in Bank - Local Currency


DBP - SA No.508878-730-3	-
DBP - TD No. 000209-01-08	-
DBP - Payroll Account 0730-031564-530	3,231,205.71
LBP - CA No. 0602-1032-85	2,047,080.87
LBP - 0602-1097-39 (Joint Account with LWUA)	797,461.96
PNB - Combo Acct.0487061100011	7,079,623.12
PNB - TD 870-61142300001	<u>1,793,680.83</u>

Working Fund
T O T A L

Prepared by:


JESSAMINE Q. COSTO
Senior Corporate Accountant

Noted by:


ENGR. RALPH S. U
General Manager

Year-to-Date
16,549,222.11
775,337.81
76,921.62
17,401,481.54
3,425,303.79
1,684,903.00
217,900.00
4,212,007.73
357,357.91
213,424.30
19,500.00
-
10,130,396.73
7,271,084.81
-
-
-
-
-
-
-
-
-
-
-
-
-
-
-
-
-
1,940.00
-
143,749.00
-
77,002.73
222,691.73
(222,691.73)
9,670.86
1,478,889.76

(1,469,218.90)
5,579,174.18
11,906,936.96
(2,386,574.04)
15,099,537.10

-

61,584.61

68,900.00

14,949,052.49

20,000.00

15,099,537.10

-
JY

CATBALOGAN WATER DISTRICT
CASH FLOW STATEMENT
For the Period ended: May 31, 2014

	May
Cash Flows from Operating Activities	
Cash Inflows:	
Collection of Water Bills	4,247,231.09
Collection of Other Water Revenues	199,500.42
Refund of Cash Advances/Disallow./Expenses and other receipts	77,360.19
Total Cash Inflows	4,524,091.70
Cash Outflows:	
Payment of Operating Expenses	
Payroll	861,181.83
Fuel/Power for Pumping	310,724.31
Chemicals	
Other Operating and Maint. Expenses	2,698,342.24
Payment of other Payables	
Purchase of Construction Materials, Office and Maintenance Supplies	244,780.00
Purchase of Service Connection Materials	124,950.00
Other Prepayments and Deposits	60,184.94
Total Cash Outflows	4,300,163.32
Total Cash Provided (used) by Operating Activities	223,928.38
Cash Flows from Investing Activities	
Cash Inflows:	
Proceeds from Short-Term Investment	
Proceeds from Sale of:	
Office Equipment, Furniture and Fixture	
Transportation Equipment	
Other Property, Plant and Equipment	
Total Cash Inflows	
Cash Outflows:	
Design and Construction of CWD Water Supply Project	
Payment for the Preliminary & Investigation Project	
Construction of extension pipeline at Camp Lukban Brgy. Maulong	
Construction of Masacpasac Special Project	
Purchase/Construction of:	
Land	
Plant (UPIS)	
Building and other Structures	44,589.00
Equipment, Furniture and Fixtures	239,000.00
Transportation Equipment	69,259.00
Other Property, Plant and Equipment	11,718.36
Total Cash Outflows	364,566.36
Total Cash Provided (Used) by Investing Activities	(364,566.36)
Cash Flows from Financing Activities	
Cash Inflows:	
Proceeds from Bank Interests	-
Cash Outflows:	
Payment of amortization of loan	365,126.63

Total Cash Provided (used) by Financing Activities
Cash Provided by Operating, Investing and Financing Activities
Add: Cash and Cash Equivalents-Beginning
 Less: Amount transferred to Sinking Fund
Cash and Cash Equivalents, Ending

(365,126.63)
(505,764.61)
15,099,537.10
14,593,772.49

Catbalogan Water District
Cash Flow Statement
For the Period ended: May 31, 2014

Breakdown of Cash and Cash Equivalents:

Cash Collecting Officer


Payroll Fund

Cash in Bank - Local Currency


DBP - SA No.508878-730-3	-
DBP - TD No. 000209-01-08	-
DBP - Payroll Account 0730-031564-530	3,462,910.58
LBP - CA No. 0602-1032-85	1,960,299.58
LBP - 0602-1097-39 (Joint Account with LWUA)	797,461.96
PNB - Combo Acct.0487061100011	6,424,346.70
PNB - TD 870-61142300001	1,793,680.83
	<hr/>

Working Fund
T O T A L

Prepared by:


JESSAMINE Q. COSTO
Senior Corporate Accountant

Noted by:


ENGR. RALPH S. U
General Manager

Year-to-Date
20,796,453.20
974,838.23
154,281.81
21,925,573.24
4,286,485.62
1,995,627.31
217,900.00
6,910,349.97
357,357.91
458,204.30
144,450.00
60,184.94
14,430,560.05
7,495,013.19
-
-
-
-
-
-
-
-
-
-
-
-
-
-
-
-
-
-
1,940.00
44,589.00
382,749.00
69,259.00
88,721.09
587,258.09
(587,258.09)
9,670.86
1,844,016.39

(1,834,345.53)
5,073,409.57
11,906,936.96
(2,386,574.04)
14,593,772.49

-

49,532.84

85,540.00

14,438,699.65

20,000.00

14,593,772.49

-
JY

CATBALOGAN WATER DISTRICT
CASH FLOW STATEMENT
For the Period ended: June 30, 2014

	June
Cash Flows from Operating Activities	
Cash Inflows:	
Collection of Water Bills	4,290,708.44
Collection of Other Water Revenues	239,526.94
Refund of Cash Advances/Disallow./Expenses and other receipts	14,467.84
Total Cash Inflows	4,544,703.22
Cash Outflows:	
Payment of Operating Expenses	
Payroll	858,262.71
Fuel/Power for Pumping	817,426.23
Chemicals	
Other Operating and Maint. Expenses	1,319,053.87
Payment of other Payables	
Purchase of Construction Materials, Office and Maintenance Supplies	29,470.00
Purchase of Service Connection Materials	
Other Prepayments and Deposits	
Total Cash Outflows	3,024,212.81
Total Cash Provided (used) by Operating Activities	1,520,490.41
Cash Flows from Investing Activities	
Cash Inflows:	
Proceeds from Short-Term Investment	
Proceeds from Sale of:	
Office Equipment, Furniture and Fixture	
Transportation Equipment	
Other Property, Plant and Equipment	
Total Cash Inflows	
Cash Outflows:	
Design and Construction of CWD Water Supply Project	
Payment for the Preliminary & Investigation Project	
Construction of extension pipeline at Camp Lukban Brgy. Maulong	
Construction of Masacpasac Special Project	
Purchase/Construction of:	
Land	
Plant (UPIS)	
Building and other Structures	29,670.00
Equipment, Furniture and Fixtures	10,030.00
Transportation Equipment	
Other Property, Plant and Equipment	20,428.03
Total Cash Outflows	60,128.03
Total Cash Provided (Used) by Investing Activities	(60,128.03)
Cash Flows from Financing Activities	
Cash Inflows:	
Proceeds from Bank Interests	4,115.31
Cash Outflows:	
Payment of amortization of loan	369,945.14

Total Cash Provided (used) by Financing Activities
Cash Provided by Operating, Investing and Financing Activities
Add: Cash and Cash Equivalents-Beginning
 Less: Amount transferred to Sinking Fund
Cash and Cash Equivalents, Ending

(365,829.83)
1,094,532.55
14,593,772.49
15,688,305.04

Catbalogan Water District
Cash Flow Statement
For the Period ended: June 30, 2014

Breakdown of Cash and Cash Equivalents:

Cash Collecting Officer

Payroll Fund

Cash in Bank - Local Currency


DBP - SA No.508878-730-3	-
DBP - TD No. 000209-01-08	-
DBP - Payroll Account 0730-031564-530	3,026,163.55
LBP - CA No. 0602-1032-85	1,794,732.04
LBP - 0602-1097-39 (Joint Account with LWUA)	797,461.96
PNB - Combo Acct.0487061100011	8,113,664.05
PNB - TD 870-61142300001	1,793,680.83
	<hr/>

Working Fund
T O T A L

Prepared by:


JESSAMINE Q. COSTO
Senior Corporate Accountant

Noted by:


ENGR. RALPH S. U
General Manager

Year-to-Date
25,087,161.64
1,214,365.17
168,749.65
26,470,276.46
5,144,748.33
2,813,053.54
217,900.00
8,229,403.84
357,357.91
487,674.30
144,450.00
60,184.94
17,454,772.86
9,015,503.60
-
-
-
-
-
-
-
-
-
-
-
-
-
-
-
-
-
1,940.00
74,259.00
392,779.00
69,259.00
109,149.12
647,386.12
(647,386.12)
13,786.17
2,213,961.53

(2,200,175.36)
6,167,942.12
11,906,936.96
(2,386,574.04)
15,688,305.04

-

66,042.61

76,560.00

15,525,702.43

20,000.00

15,688,305.04

-

-
JY

CATBALOGAN WATER DISTRICT
CASH FLOW STATEMENT
For the Period ended: July 31, 2014

	July
Cash Flows from Operating Activities	
Cash Inflows:	
Collection of Water Bills	4,588,042.99
Collection of Other Water Revenues	38,477.60
Refund of Cash Advances/Disallow./Expenses and other receipts	204,588.05
Total Cash Inflows	4,831,108.64
Cash Outflows:	
Payment of Operating Expenses	
Payroll	850,592.82
Fuel/Power for Pumping	352,460.92
Chemicals	
Other Operating and Maint. Expenses	1,558,029.75
Payment of other Payables	
Purchase of Construction Materials, Office and Maintenance Supplies	50,460.00
Purchase of Service Connection Materials	1,588,922.50
Other Prepayments and Deposits	32,067.18
Total Cash Outflows	4,432,533.17
Total Cash Provided (used) by Operating Activities	398,575.47
Cash Flows from Investing Activities	
Cash Inflows:	
Proceeds from Short-Term Investment	
Proceeds from Sale of:	
Office Equipment, Furniture and Fixture	
Transportation Equipment	
Other Property, Plant and Equipment	
Total Cash Inflows	
Cash Outflows:	
Design and Construction of CWD Water Supply Project	
Payment for the Preliminary & Investigation Project	
Construction of extension pipeline at Camp Lukban Brgy. Maulong	
Construction of Masacpasac Special Project	
Purchase/Construction of:	
Land	
Plant (UPIS)	1,111,911.00
Building and other Structures	21,540.00
Equipment, Furniture and Fixtures	13,600.00
Transportation Equipment	
Other Property, Plant and Equipment	
Total Cash Outflows	1,147,051.00
Total Cash Provided (Used) by Investing Activities	(1,147,051.00)
Cash Flows from Financing Activities	
Cash Inflows:	
Proceeds from Bank Interests	2,720.42
Cash Outflows:	
Payment of amortization of loan	369,945.14

Total Cash Provided (used) by Financing Activities
Cash Provided by Operating, Investing and Financing Activities
Add: Cash and Cash Equivalents-Beginning
 Less: Amount transferred to Sinking Fund
Cash and Cash Equivalents, Ending

(367,224.72)
(1,115,700.25)
15,688,305.04
(1,255,751.50)
13,316,853.29

Catbalogan Water District
Cash Flow Statement
For the Period ended: July 31, 2014

Breakdown of Cash and Cash Equivalents:

Cash Collecting Officer


Payroll Fund

Cash in Bank - Local Currency


DBP - SA No.508878-730-3	-
DBP - TD No. 000209-01-08	-
DBP - Payroll Account 0730-031564-530	2,431,292.75
LBP - CA No. 0602-1032-85	1,860,965.56
LBP - 0602-1097-39 (Joint Account with LWUA)	797,461.96
PNB - Combo Acct.0487061100011	3,255,096.14
PNB - TD 870-61142300001	4,796,401.25

Working Fund
T O T A L

Prepared by:


JESSAMINE Q. COSTO
Senior Corporate Accountant

Noted by:


ENGR. RALPH S. U
General Manager

Year-to-Date
29,675,204.63
1,252,842.77
373,337.70
31,301,385.10
5,995,341.15
3,165,514.46
217,900.00
9,787,433.59
357,357.91
538,134.30
1,733,372.50
92,252.12
21,887,306.03
9,414,079.07
-
-
-
-
-
-
-
-
-
-
-
-
-
-
-
-
1,113,851.00
95,799.00
406,379.00
69,259.00
109,149.12
1,794,437.12
(1,794,437.12)
16,506.59
2,583,906.67

(2,567,400.08)
5,052,241.87
11,906,936.96
(3,642,325.54)
13,316,853.29

-

59,050.63

96,585.00

13,141,217.66

20,000.00

13,316,853.29

-
JY

CATBALOGAN WATER DISTRICT
CASH FLOW STATEMENT
For the Period ended: August 31, 2014

	August
Cash Flows from Operating Activities	
Cash Inflows:	
Collection of Water Bills	4,057,250.33
Collection of Other Water Revenues	149,351.88
Refund of Cash Advances/Disallow./Expenses and other receipts	51,693.23
Total Cash Inflows	4,258,295.44
Cash Outflows:	
Payment of Operating Expenses	
Payroll	856,093.60
Fuel/Power for Pumping	204,944.18
Chemicals	
Other Operating and Maint. Expenses	652,093.21
Payment of other Payables	-
Purchase of Construction Materials, Office and Maintenance Supplies	66,516.50
Purchase of Service Connection Materials	15,215.00
Other Prepayments and Deposits	-
Total Cash Outflows	1,794,862.49
Total Cash Provided (used) by Operating Activities	2,463,432.95
Cash Flows from Investing Activities	
Cash Inflows:	
Proceeds from Short-Term Investment	
Proceeds from Sale of:	
Office Equipment, Furniture and Fixture	
Transportation Equipment	
Other Property, Plant and Equipment	
Total Cash Inflows	
Cash Outflows:	
Design and Construction of CWD Water Supply Project	
Payment for the Preliminary & Investigation Project	
Construction of extension pipeline at Camp Lukban Brgy. Maulong	
Construction of Masacpasac Special Project	
Purchase/Construction of:	
Land	
Plant (UPIS)	637,094.00
Building and other Structures	23,282.50
Equipment, Furniture and Fixtures	42,500.00
Transportation Equipment	
Other Property, Plant and Equipment	6,950.00
Total Cash Outflows	709,826.50
Total Cash Provided (Used) by Investing Activities	(709,826.50)
Cash Flows from Financing Activities	
Cash Inflows:	
Proceeds from Bank Interests	
Cash Outflows:	
Payment of amortization of loan	367,434.66

Total Cash Provided (used) by Financing Activities
Cash Provided by Operating, Investing and Financing Activities
Add: Cash and Cash Equivalents-Beginning
 Less: Amount transferred to Sinking Fund
Cash and Cash Equivalents, Ending

(367,434.66)
1,386,171.79
13,316,853.29
14,703,025.08

Catbalogan Water District
Cash Flow Statement
For the Period ended: August 31, 2014

Breakdown of Cash and Cash Equivalents:

Cash Collecting Officer


Payroll Fund

Cash in Bank - Local Currency


DBP - SA No.508878-730-3	
DBP - TD No. 000209-01-08	
DBP - Payroll Account 0730-031564-530	1,882,935.15
LBP - CA No. 0602-1032-85	1,661,493.06
LBP - 0602-1097-39 (Joint Account with LWUA)	797,461.96
PNB - Combo Acct.0487061100011	5,391,292.62
PNB - TD 870-61142300001	4,796,401.25
	<hr/>

Working Fund
T O T A L

Prepared by:


JESSAMINE Q. COSTO
Senior Corporate Accountant

Noted by:


ENGR. RALPH S. U
General Manager

Year-to-Date
33,732,454.96
1,402,194.65
425,030.93
35,559,680.54
6,851,434.75
3,370,458.64
217,900.00
10,439,526.80
357,357.91
604,650.80
1,748,587.50
92,252.12
23,682,168.52
11,877,512.02
-
-
-
-
-
-
-
-
-
-
-
-
-
-
-
-
-
1,750,945.00
119,081.50
448,879.00
69,259.00
116,099.12
2,504,263.62
(2,504,263.62)
16,506.59
2,951,341.33

(2,934,834.74)
6,438,413.66
11,906,936.96
(3,642,325.54)
14,703,025.08

-

75,501.04

77,940.00

14,529,584.04

20,000.00

14,703,025.08

-
JY

CATBALOGAN WATER DISTRICT
CASH FLOW STATEMENT
For the Period ended: September 30, 2014

	September	Year-to-Date
Cash Flows from Operating Activities		
Cash Inflows:		
Collection of Water Bills	4,696,229.71	4,696,229.71
Collection of Other Water Revenues	145,154.30	145,154.30
Refund of Cash Advances/Disallow./Expenses and other receipts	42,507.60	42,507.60
Total Cash Inflows	4,883,891.61	4,883,891.61
Cash Outflows:		
Payment of Operating Expenses		
Payroll	856,093.60	856,093.60
Fuel/Power for Pumping	179,711.22	179,711.22
Chemicals	299,400.00	299,400.00
Other Operating and Maint. Expenses	1,777,352.14	1,777,352.14
Payment of other Payables	-	-
Purchase of Construction Materials, Office and Maintenance Supplies	87,074.00	87,074.00
Purchase of Service Connection Materials	11,150.00	11,150.00
Other Prepayments and Deposits	38,282.35	38,282.35
Total Cash Outflows	3,249,063.31	3,249,063.31
Total Cash Provided (used) by Operating Activities	1,634,828.30	1,634,828.30
Cash Flows from Investing Activities		
Cash Inflows:		
Proceeds from Short-Term Investment		-
Proceeds from Sale of:		-
Office Equipment, Furniture and Fixture		-
Transportation Equipment		-
Other Property, Plant and Equipment		-
Total Cash Inflows		-
Cash Outflows:		
Design and Construction of CWD Water Supply Project		-
Payment for the Preliminary & Investigation Project		-
Construction of extension pipeline at Camp Lukban Brgy. Maulong		-
Construction of Masacpasac Special Project		-
Purchase/Construction of:		
Land		-
Plant (UPIS)	3,586,846.00	3,586,846.00
Building and other Structures	4,117.50	4,117.50
Equipment, Furniture and Fixtures	10,000.00	10,000.00
Transportation Equipment	-	-
Other Property, Plant and Equipment	1,338,900.00	1,338,900.00
Total Cash Outflows	4,939,863.50	4,939,863.50
Total Cash Provided (Used) by Investing Activities	(4,939,863.50)	(4,939,863.50)
Cash Flows from Financing Activities		
Cash Inflows:		
Proceeds from Bank Interests	3,029.15	3,029.15
Cash Outflows:		
Payment of amortization of loan	366,179.42	366,179.42

Total Cash Provided (used) by Financing Activities
Cash Provided by Operating, Investing and Financing Activities
Add: Cash and Cash Equivalents-Beginning
 Less: Amount transferred to Sinking Fund
Cash and Cash Equivalents, Ending


(363,150.27)	(363,150.27)
(3,668,185.47)	(3,668,185.47)
-	11,906,936.96
	-
(3,668,185.47)	8,238,751.49
(11,906,936.96)	(2,796,088.12)

Catbalogan Water District
Cash Flow Statement
For the Period ended: September 30, 2014


Breakdown of Cash and Cash Equivalents:

Cash Collecting Officer		72,441.94
Payroll Fund		78,045.00
Cash in Bank - Local Currency		
DBP - SA No.508878-730-3		
DBP - TD No. 000209-01-08		
DBP - Payroll Account 0730-031564-530	1,405,557.45	
LBP - CA No. 0602-1032-85	1,506,581.85	
LBP - 0602-1097-39 (Joint Account with LWUA)	797,461.96	
PNB - Combo Acct.0487061100011	2,358,350.16	
PNB - TD 870-61142300001	4,796,401.25	10,864,352.67
		<hr/>
Working Fund		20,000.00
TOTAL		<hr/> 11,034,839.61 <hr/>

Prepared by:


JESSAMINE Q. COSTO
 Senior Corporate Accountant

Noted by:


ENGR. RALPH S. UY
 General Manager

CATBALOGAN WATER DISTRICT
CASH FLOW STATEMENT
For the Period ended: October 31, 2014

	October
Cash Flows from Operating Activities	
Cash Inflows:	
Collection of Water Bills	4,291,859.12
Collection of Other Water Revenues	165,611.41
Refund of Cash Advances/Disallow./Expenses and other receipts	47,551.11
Total Cash Inflows	4,505,021.64
Cash Outflows:	
Payment of Operating Expenses	
Payroll	869,887.66
Fuel/Power for Pumping	235,588.42
Chemicals	-
Other Operating and Maint. Expenses	1,713,303.90
Payment of other Payables	
Purchase of Construction Materials, Office and Maintenance Supplies	29,600.00
Purchase of Service Connection Materials	120,165.00
Other Prepayments and Deposits	-
Total Cash Outflows	2,968,544.98
Total Cash Provided (used) by Operating Activities	1,536,476.66
Cash Flows from Investing Activities	
Cash Inflows:	
Proceeds from Short-Term Investment	
Proceeds from Sale of:	
Office Equipment, Furniture and Fixture	
Transportation Equipment	
Other Property, Plant and Equipment	
Total Cash Inflows	
Cash Outflows:	
Design and Construction of CWD Water Supply Project	
Payment for the Preliminary & Investigation Project	
Construction of extension pipeline at Camp Lukban Brgy. Maulong	
Construction of Masacpasac Special Project	
Purchase/Construction of:	
Land	
Plant (UPIS)	91,400.00
Building and other Structures	15,160.00
Equipment, Furniture and Fixtures	15,250.00
Transportation Equipment	
Other Property, Plant and Equipment	6,869.30
Total Cash Outflows	128,679.30
Total Cash Provided (Used) by Investing Activities	(128,679.30)
Cash Flows from Financing Activities	
Cash Inflows:	
Proceeds from Bank Interests	7,274.54
Cash Outflows:	
Payment of amortization of loan	359,052.88

Total Cash Provided (used) by Financing Activities
Cash Provided by Operating, Investing and Financing Activities
Add: Cash and Cash Equivalents-Beginning
 Less: Amount transferred to Sinking Fund
Cash and Cash Equivalents, Ending

(351,778.34)
1,056,019.02
11,034,839.61
12,090,858.63

Catbalogan Water District
Cash Flow Statement
For the Period ended: October 31, 2014

Breakdown of Cash and Cash Equivalents:

Cash Collecting Officer


Payroll Fund

Cash in Bank - Local Currency


DBP - SA No.508878-730-3	
DBP - TD No. 000209-01-08	
DBP - Payroll Account 0730-031564-530	942,503.87
LBP - CA No. 0602-1032-85	1,125,917.98
LBP - 0602-1097-39 (Joint Account with LWUA)	797,461.96
PNB - Combo Acct.0487061100011	4,268,843.55
PNB - TD 870-61142300001	<u>4,803,675.79</u>

Working Fund
T O T A L

Prepared by:


JESSAMINE Q. COSTO
Senior Corporate Accountant

Noted by:


ENGR. RALPH S. U
General Manager

Year-to-Date
42,720,543.79
1,712,960.36
515,089.64
44,948,593.79
8,577,416.01
3,785,758.28
517,300.00
13,930,182.84
357,357.91
721,324.80
1,879,902.50
130,534.47
29,899,776.81
15,048,816.98
-
-
-
-
-
-
-
-
-
-
-
5,429,191.00
138,359.00
474,129.00
69,259.00
1,461,868.42
7,572,806.42
(7,572,806.42)
26,810.28
3,676,573.63

(3,649,763.35)
3,826,247.21
11,906,936.96
(3,642,325.54)
12,090,858.63

-

38,625.48

93,830.00

11,938,403.15

20,000.00

12,090,858.63

JY

CATBALOGAN WATER DISTRICT
CASH FLOW STATEMENT
For the Period ended: November 30, 2014

	November
Cash Flows from Operating Activities	
Cash Inflows:	
Collection of Water Bills	4,179,909.09
Collection of Other Water Revenues	131,170.22
Refund of Cash Advances/Disallow./Expenses and other receipts	32,287.05
Total Cash Inflows	4,343,366.36
Cash Outflows:	
Payment of Operating Expenses	
Payroll	866,560.00
Fuel/Power for Pumping	157,850.39
Chemicals	-
Other Operating and Maint. Expenses	1,940,167.78
Payment of other Payables	
Purchase of Construction Materials, Office and Maintenance Supplies	30,252.80
Purchase of Service Connection Materials	29,270.00
Other Prepayments and Deposits	-
Total Cash Outflows	3,024,100.97
Total Cash Provided (used) by Operating Activities	1,319,265.39
Cash Flows from Investing Activities	
Cash Inflows:	
Proceeds from Short-Term Investment	
Proceeds from Sale of:	
Office Equipment, Furniture and Fixture	
Transportation Equipment	
Other Property, Plant and Equipment	
Total Cash Inflows	
Cash Outflows:	
Design and Construction of CWD Water Supply Project	
Payment for the Preliminary & Investigation Project	
Construction of extension pipeline at Camp Lukban Brgy. Maulong	
Construction of Masacpasac Special Project	
Purchase/Construction of:	
Land	
Plant (UPIS)	258,249.00
Building and other Structures	
Equipment, Furniture and Fixtures	
Transportation Equipment	
Other Property, Plant and Equipment	1,863,534.00
Total Cash Outflows	2,121,783.00
Total Cash Provided (Used) by Investing Activities	(2,121,783.00)
Cash Flows from Financing Activities	
Cash Inflows:	
Proceeds from Bank Interests	
Cash Outflows:	
Payment of amortization of loan	363,668.93

Total Cash Provided (used) by Financing Activities
Cash Provided by Operating, Investing and Financing Activities
Add: Cash and Cash Equivalents-Beginning
 Less: Amount transferred to Sinking Fund
Cash and Cash Equivalents, Ending

(363,668.93)
(1,166,186.54)
12,090,858.63
10,924,672.09

Catbalogan Water District
Cash Flow Statement
For the Period ended: November 30, 2014

Breakdown of Cash and Cash Equivalents:

Cash Collecting Officer


Payroll Fund

Cash in Bank - Local Currency


DBP - SA No.508878-730-3	
DBP - TD No. 000209-01-08	
DBP - Payroll Account 0730-031564-530	462,126.22
LBP - CA No. 0602-1032-85	918,611.89
LBP - 0602-1097-39 (Joint Account with LWUA)	797,461.96
PNB - Combo Acct.0487061100011	3,760,677.92
PNB - TD 870-61142300001	4,803,675.79
	<hr/>

Working Fund
T O T A L

Prepared by:


JESSAMINE Q. COSTO
Senior Corporate Accountant

Noted By:


ENGR. RALPH S. U
General Manager

Year-to-Date
46,900,452.88
1,844,130.58
547,376.69
49,291,960.15
9,443,976.01
3,943,608.67
517,300.00
15,870,350.62
357,357.91
751,577.60
1,909,172.50
130,534.47
32,923,877.78
16,368,082.37
-
-
-
-
-
-
-
-
-
-
-
5,687,440.00
138,359.00
474,129.00
69,259.00
3,325,402.42
9,694,589.42
(9,694,589.42)
26,810.28
4,040,242.56

(4,013,432.28)
2,660,060.67
11,906,936.96
(3,642,325.54)
10,924,672.09

-

84,663.31

77,455.00

10,742,553.78

20,000.00

10,924,672.09

-

Y

CATBALOGAN WATER DISTRICT
CASH FLOW STATEMENT
For the Period ended: December 31, 2014

	December
Cash Flows from Operating Activities	
Cash Inflows:	
Collection of Water Bills	3,528,491.14
Collection of Other Water Revenues	106,533.80
Refund of Cash Advances/Disallow./Expenses and other receipts	47,023.61
Total Cash Inflows	3,682,048.55
Cash Outflows:	
Payment of Operating Expenses	
Payroll	869,401.63
Fuel/Power for Pumping	17,852.85
Chemicals	-
Other Operating and Maint. Expenses	1,648,992.23
Payment of other Payables	-
Purchase of Construction Materials, Office and Maintenance Supplies	83,214.00
Purchase of Service Connection Materials	25,540.00
Other Prepayments and Deposits	7,465.00
Total Cash Outflows	2,652,465.71
Total Cash Provided (used) by Operating Activities	1,029,582.84
Cash Flows from Investing Activities	
Cash Inflows:	
Proceeds from Short-Term Investment	
Proceeds from Sale of:	
Office Equipment, Furniture and Fixture	
Transportation Equipment	
Other Property, Plant and Equipment	
Total Cash Inflows	
Cash Outflows:	
Design and Construction of CWD Water Supply Project	
Payment for the Preliminary & Investigation Project	
Construction of extension pipeline at Camp Lukban Brgy. Maulong	
Construction of Masacpasac Special Project	
Purchase/Construction of:	
Land	
Plant (UPIS)	112,110.00
Building and other Structures	
Equipment, Furniture and Fixtures	4,192.00
Transportation Equipment	
Other Property, Plant and Equipment	595,045.50
Total Cash Outflows	711,347.50
Total Cash Provided (Used) by Investing Activities	(711,347.50)
Cash Flows from Financing Activities	
Cash Inflows:	
Proceeds from Bank Interests	1,911.00
Cash Outflows:	
Payment of amortization of loan	356,623.38

Total Cash Provided (used) by Financing Activities
Cash Provided by Operating, Investing and Financing Activities
Add: Cash and Cash Equivalents-Beginning
 Less: Amount transferred to Sinking Fund
Cash and Cash Equivalents, Ending

(354,712.38)
(36,477.04)
10,924,672.09
10,888,195.05

Catbalogan Water District
Cash Flow Statement
For the Period ended: December 31, 2014

Breakdown of Cash and Cash Equivalents:

Cash Collecting Officer


Payroll Fund

Cash in Bank - Local Currency


DBP - SA No.508878-730-3	
DBP - TD No. 000209-01-08	
DBP - Payroll Account 0730-031564-530	225,084.86
LBP - CA No. 0602-1032-85	726,745.52
LBP - 0602-1097-39 (Joint Account with LWUA)	797,461.96
PNB - Combo Acct.0487061100011	4,097,537.38
PNB - TD 870-61142300001	4,803,675.79
	<hr/>

Working Fund
T O T A L

Prepared by:


JESSAMINE Q. COSTO
Senior Corporate Accountant

Noted By:


ENGR. RALPH S. U
General Manager

Year-to-Date
50,428,944.02
1,950,664.38
594,400.30
52,974,008.70
10,313,377.64
3,961,461.52
517,300.00
17,519,342.85
357,357.91
834,791.60
1,934,712.50
137,999.47
35,576,343.49
17,397,665.21
-
-
-
-
-
-
-
-
-
-
-
-
-
-
-
-
-
5,799,550.00
138,359.00
478,321.00
69,259.00
3,920,447.92
10,405,936.92
(10,405,936.92)
28,721.28
4,396,865.94

(4,368,144.66)
2,623,583.63
11,906,936.96
(3,642,325.54)
10,888,195.05

-

178,299.54

59,390.00

10,650,505.51

10,888,195.05

-
Y